

Nifty50

Closing price	R1	R2	S1	S2
25,839.65	26,000	26,150	25,765	25,600



- Nifty ended the session -120 points lower (-0.47%), extending the weakness seen in the previous day's candle
- While the broader trend remains intact above the 50/100/200 EMAs, the near-term trend has turned cautiously bearish.
- Price is forming lower highs, and the breakdown of the 20 EMA increases the probability of retesting the next support zone around 25,700 – 25,400
- The RSI has dropped sharply to ~47, moving below the neutral 50 mark

Bank Nifty

Closing price	R1	R2	S1	S2
59,222.35	59,500	59,800	59,000	58,700



- Bank Nifty continues to trade in a strong higher-high, higher-low structure, indicating sustained bullish momentum despite recent minor profit-booking.
- Price recently broke out of a multi-week consolidation and is now retesting the breakout zone, which is a healthy bullish continuation signal.
- Strong support zones are seen near 58,900 – 59,000 (20-EMA) and deeper support at 58,000 (50-EMA).
- Resistance remains near 59,800 – 60,000, which the index must reclaim for the next leg of upside.

Global Market:

Global Indices	LTP	Change	Change %
Dow Jones	47,572.84	11.96	0.03
S&P 500	6,839.16	-7.35	-0.11
Nasdaq	23,566.78	20.19	0.09
FTSE	9,641.25	-3.84	-0.04
CAC	8,052.51	-55.09	-0.69
DAX	24,162.40	116.52	0.48

Sentiment Gauge



SIDEWAYS

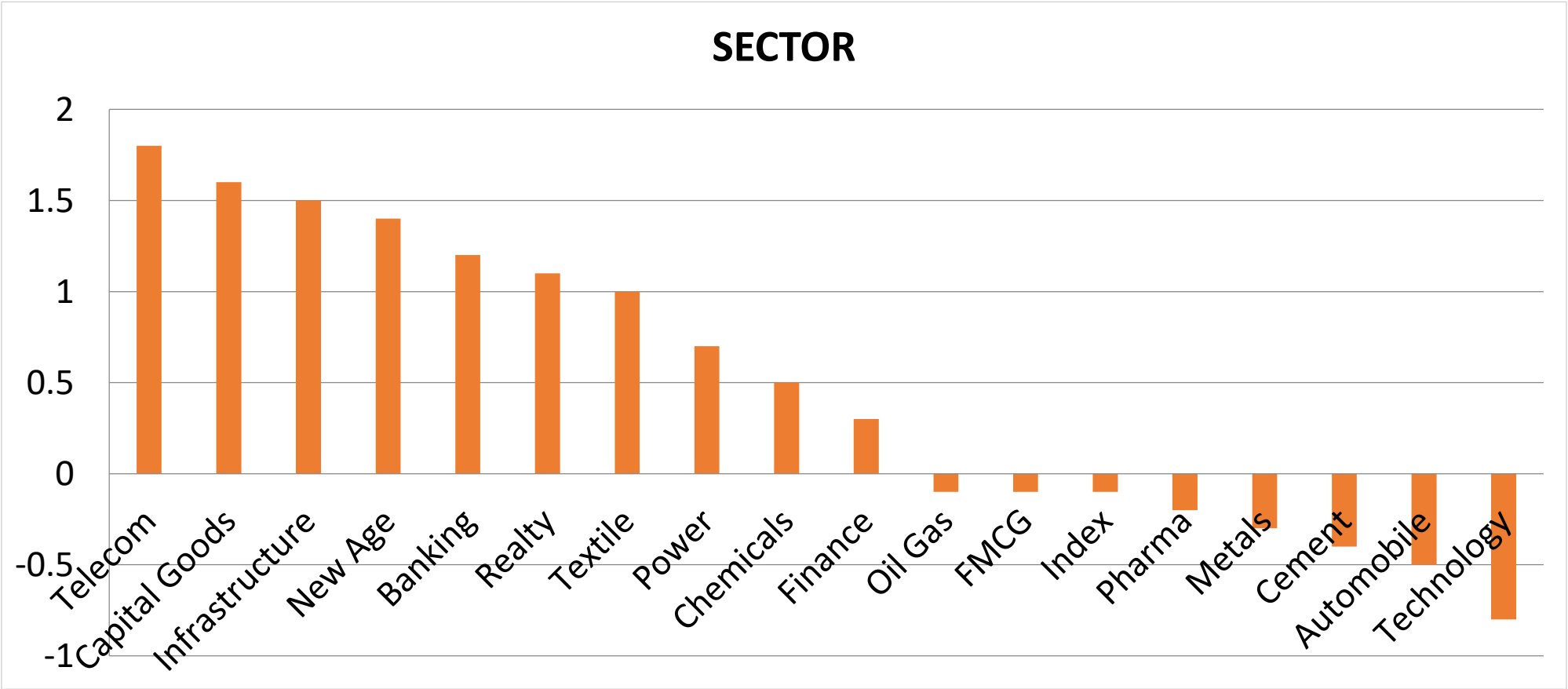
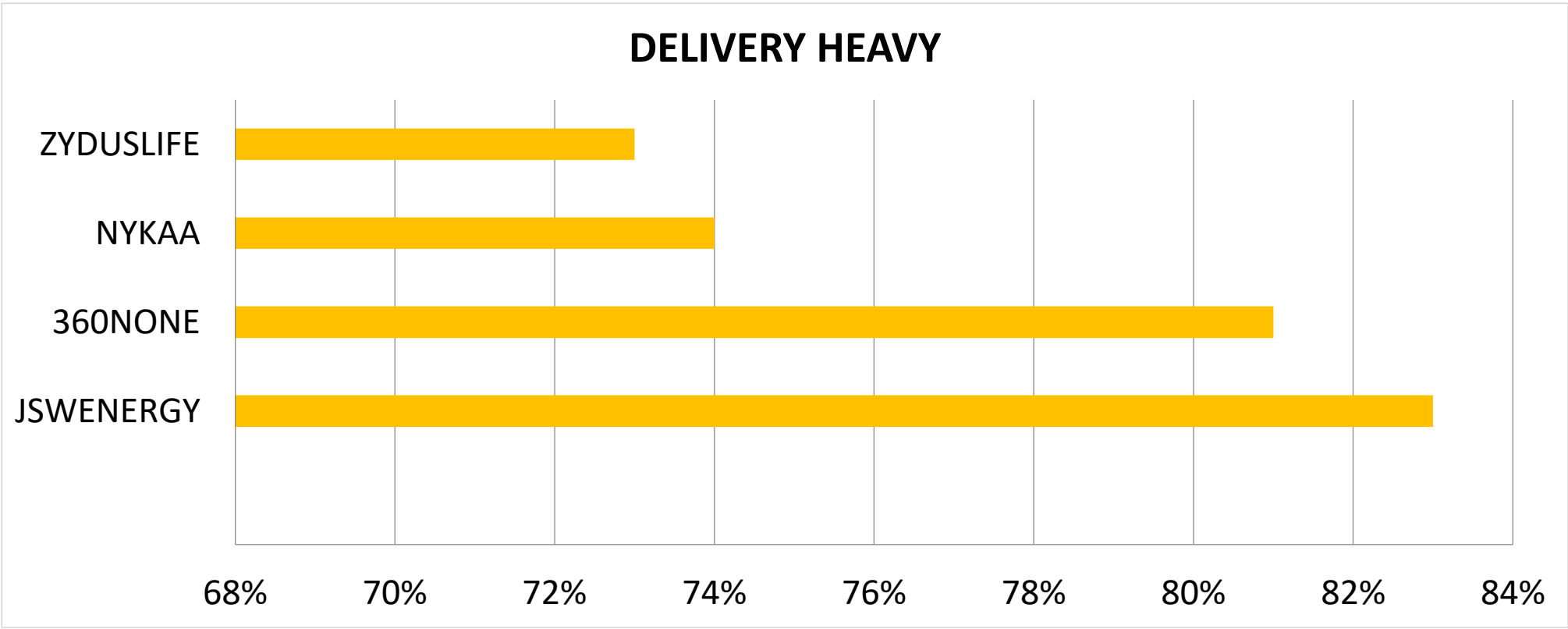
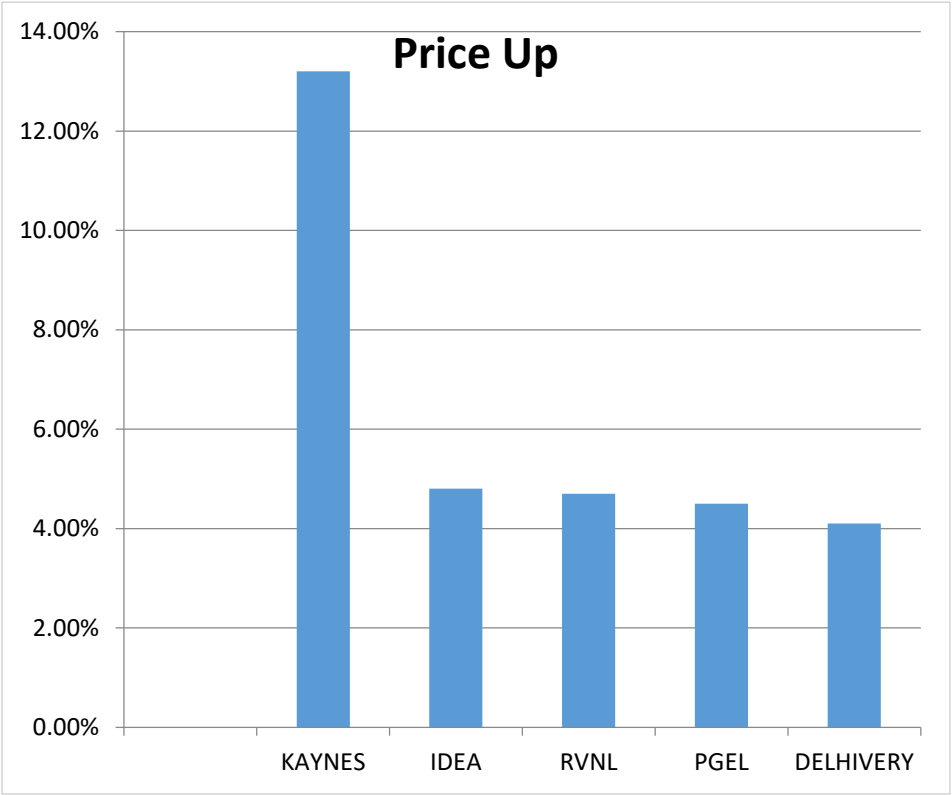
FII - DII Activities:

Activity	FII	DII
Cash	-3,760.08	6,224.89
Future	-758.61	
Option	41,254.51	-

Advance & Decline

Advance	124
Decline	88
A/D Ratio	1.40
PCR	0.78

figures collected from my fno





Economic Calendar

Time	Event	Expected	Previous
09:45:00	BoC Interest Rate Decision	2.25%	2.25%
10:30:00	Crude Oil Inventories		0.574M

figures collected from investing.com

Intraday call

Stock Name	Buy In Range	SL	TGT
GPPL	189-190	187	193



- The script has given a decisive consolidation breakout and is trading above all major EMAs (20, 50, 100, 200), confirming strong bullish momentum. The RSI stands at 67.85, supporting continued strength. Overall, the trend remains positive, indicating the potential for further upside.

Delivery call

Stock Name	Buy In Range	SL	TGT
ESABINDIA	5835-5885	5575 (closing basis)	6355



- This stock has given a strong breakout and, after a healthy pullback, is moving upward again with encouraging volume. The trend is well-supported as the price is trading above all major EMAs (20, 50, 100, 200), confirming sustained bullish momentum. The RSI stands at 69.52, indicating strong strength and continued upside potential.

Nifty 50 Snapshot

SYMBOL	LTP	CHNG	%CHNG	R1	R2	S1	S2
NIFTY 50	25,839.65	-120.9	-0.47	25,993	26,146	25,687	25,533
ETERNAL	291.75	6.5	2.28	299	307	284	277
TITAN	3,840.10	73.1	1.94	3,924	4,007	3,756	3,673
ADANIENT	2,250.00	33.8	1.53	2,298	2,346	2,202	2,154
INDIGO	4,988.00	64.5	1.31	5,111	5,235	4,865	4,741
SHRIRAMFIN	844	9.75	1.17	863	883	825	805
ADANIPORTS	1,496.70	16.2	1.09	1,520	1,544	1,473	1,450
BEL	390.2	3.8	0.98	397	403	384	377
SBIN	960.5	4.1	0.43	969	977	952	944
COALINDIA	378.85	1.5	0.4	384	389	374	369
ONGC	239.32	0.8	0.34	241	244	237	235
BAJAJFINSV	2,065.50	6.3	0.31	2,093	2,120	2,038	2,011
GRASIM	2,750.00	5.8	0.21	2,784	2,818	2,716	2,682
NESTLEIND	1,216.00	1.2	0.1	1,225	1,233	1,207	1,199
APOLLOHOSP	7,100.00	4	0.06	7,177	7,255	7,023	6,945
NTPC	319.7	0.2	0.06	323	327	316	312
BHARTIARTL	2,087.10	0.9	0.04	2,100	2,113	2,074	2,062
KOTAKBANK	2,132.00	0.4	0.02	2,149	2,166	2,115	2,098
TATACONSUM	1,145.60	-0.2	-0.02	1,158	1,170	1,133	1,121
AXISBANK	1,273.10	-0.7	-0.05	1,284	1,296	1,262	1,251
LT	3,994.50	-2.2	-0.06	4,039	4,083	3,950	3,906
TRENT	4,084.10	-6.4	-0.16	4,169	4,254	3,999	3,914
HDFCLIFE	762.8	-1.25	-0.16	771	779	755	746
ITC	401.25	-1.05	-0.26	404	407	398	396
EICHERMOT	7,122.50	-19.5	-0.27	7,212	7,302	7,033	6,943
POWERGRID	264.4	-0.8	-0.3	266	268	263	261
CIPLA	1,493.00	-4.6	-0.31	1,503	1,513	1,483	1,473
MAXHEALTH	1,075.60	-3.8	-0.35	1,089	1,103	1,062	1,048
HINDUNILVR	2,305.00	-9	-0.39	2,325	2,345	2,285	2,265
HDFCBANK	997	-6.1	-0.61	1,004	1,012	990	982
RELIANCE	1,532.40	-10.6	-0.69	1,549	1,565	1,516	1,499
TMPV	345.5	-2.8	-0.8	351	356	340	335
HINDALCO	812.7	-6.75	-0.82	825	837	801	788
INFY	1,597.00	-13.8	-0.86	1,616	1,635	1,578	1,559
BAJFINANCE	1,017.50	-8.9	-0.87	1,027	1,036	1,008	999
TCS	3,208.00	-28.5	-0.88	3,247	3,287	3,169	3,129
M&M	3,648.40	-33.3	-0.9	3,701	3,753	3,596	3,544
SBILIFE	2,002.10	-18.6	-0.92	2,027	2,052	1,977	1,952
ULTRACEMCO	11,420.00	-120	-1.04	11,530	11,640	11,310	11,200
ICICIBANK	1,375.00	-14.6	-1.05	1,385	1,396	1,365	1,354
BAJAJ-AUTO	8,929.00	-97	-1.07	9,036	9,142	8,822	8,716
MARUTI	15,990.00	-197	-1.22	16,160	16,330	15,820	15,650
SUNPHARMA	1,774.20	-22	-1.22	1,794	1,814	1,755	1,735
JSWSTEEL	1,105.40	-13.7	-1.22	1,120	1,135	1,090	1,075
JIOFIN	293.55	-3.65	-1.23	300	306	288	282
DRREDDY	1,248.10	-18.4	-1.45	1,267	1,286	1,229	1,210
TATASTEEL	160.99	-2.48	-1.52	164	166	158	156
WIPRO	257.39	-3.99	-1.53	261	264	254	251
HCLTECH	1,657.90	-30.7	-1.82	1,681	1,705	1,635	1,611
TECHM	1,561.50	-30.3	-1.9	1,583	1,604	1,540	1,519
ASIANPAINT	2,793.70	-134.6	-4.6	2,891	2,988	2,696	2,599
ETERNAL	297.4	-11.4	-3.69				

Ms. Harshita Darak

Technical Analyst

Disclosure:

M/s. Bonanza Portfolio Ltd hereby declares that the views expressed in this report accurately reflect its viewpoint with respect to the subject companies/securities. M/s. Bonanza Portfolio Ltd has taken reasonable care to achieve and maintain independence and objectivity in making any recommendations. The analysts engaged in the preparation of this report or their relatives: (a) do not have any financial interests in the subject company mentioned in this report; (b) do not own 1% or more of the equity securities of the subject company mentioned in the report as of the last day of the month preceding the publication of the research report; (c) do not have any material conflict of interest at the time of publication of the report. (d) have not received any compensation for products or services other than investment banking, merchant banking, or brokerage services from the subject company in the past twelve months; (e) have not received any compensation or other benefits from the subject company or any third party in connection with this report; (f) have not served as an officer, director, or employee of the subject company; (g) are not engaged in market-making activity for the subject company;. M/s. Bonanza Portfolio Ltd is a registered Research Analyst under the SEBI (Research Analyst) Regulations(h) are not engaged in the use of artificial intelligence, 2014. The registration number is INH100001666, and the research analysts engaged in preparing reports are qualified as per the provisions of the regulations.

Disclaimer:

This research report has been published by M/s. Bonanza Portfolio Ltd and is meant solely for the use of the recipient and is not for circulation. This document is for information purposes only, and the information, opinions, and views are not meant to serve as a professional investment guide for the readers. Reasonable care has been taken to ensure that the information given is believed to be fair and correct at the time, and the opinions based there upon are reasonable. However, due to the nature of research, it cannot be warranted or represented that it is accurate or complete, and it should not be relied upon as such. If this report is inadvertently sent or has reached any individual, it may be ignored and brought to the attention of the sender. Preparation of this research report does not constitute a personal recommendation or take into account the particular investment objectives, financial situations, or needs of individual clients. Past performance is not a guide to future performance. This report has been prepared on the basis of publicly available information, internally developed data, and other sources believed by Bonanza Portfolio Ltd to be reliable. This report should not be taken as the only basis for any market transaction; however, this data represents one of the supporting documents among other market risk criteria. Market participants should be aware of the risks involved in using this information as the sole source for any market-related activity.

“Investments in securities markets are subject to market risks. Read all the related documents carefully before investing.”

“Registration granted by SEBI, membership of BSE, and certification from NISM in no way guarantee the performance of the intermediary or provide any assurance of returns to investors.”

The distribution of this report in certain jurisdictions may be restricted by law, and persons in whose custody this report comes should observe any such restrictions. The disclosures of interest statements included in this analysis are provided solely to improve transparency and should not be treated as an endorsement of the views expressed in the analysis. The price and value of the investments referred to in this report and the income from them may go down as well as up. Bonanza Portfolio Ltd or its directors, employees, affiliates, or representatives do not assume any responsibility for, or warrant the accuracy, completeness, adequacy, or reliability of such information, opinions, or views.

While due care has been taken to ensure that the disclosures and opinions given are fair and reasonable, none of the directors, employees, affiliates, or representatives of M/s. Bonanza Portfolio Ltd shall be liable. Research reports may differ between M/s. Bonanza Portfolio Ltd Research Analysts and other entities on account of differences in personal judgment and time horizons for which recommendations are made. The research entity has not been engaged in market-making activity for the subject company. The research analyst has not served as an officer, director, or employee of the subject company and has not received any compensation or benefits from the subject company or any third party in connection with this research report.

Bonanza Portfolio Ltd.

Bonanza House, Plot No. M-2, Cama Industrial Estate, Walbhat Road, Goregaon (E), Mumbai – 400063 Phone: 022-68363794/708 Website: <https://www.bonanzaonline.com> SEBI Regn. No.: INZ000212137 BSE CM: INB 011110237 | BSE F&O: INF 011110237 | MSEI: INE 260637836 | CDSL: 120 33500 | NSDL: a) IN 301477 | b) IN 301688 (Delhi) | PMS: INP 000000985 | AMFI: ARN -0186

Compliance Officer: Manoj Kumar Goel, 022-62735507, compliance@bonanzaonline.com